

CABINET FURNITURE COLLECTION



ZOO Hardware
Unit B, Dukes Drive,
Kingmoor Park North,
Carlisle, Cumbria,
CA6 4SH.

T: +44 (0) 1228 672 900
F: +44 (0) 1228 672 928
E: sales@zoo-hardware.co.uk
W: www.zoohardware.co.uk



TOP DRAWER FITTINGS

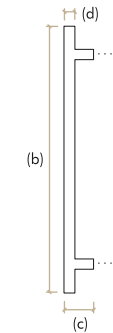
T-BAR CABINET HANDLE

Cabinet handles in eight different sizes, ranging from 96mm (c/c) to 448mm (c/c), made from a zinc base material and available in 5 modern finishes.

Product codes

Size/Finish	Polished Chrome	Brushed Nickel	Matt Black	Brushed Gold	Matt White
96mm c/c (156mm)	TDFPT-96-156CP	TDFPT-96-156BN	TDFPT-96-156MB	TDFPT-96-156BG	TDFPT-96-156MW
128mm c/c (186mm)	TDFPT-128-188CP	TDFPT-128-188BN	TDFPT-128-188MB	TDFPT-128-188BG	TDFPT-128-188MW
160mm c/c (220mm)	TDFPT-160-220CP	TDFPT-160-220BN	TDFPT-160-220MB	TDFPT-160-220BG	TDFPT-160-220MW
192mm c/c (252mm)	TDFPT-192-252CP	TDFPT-192-252BN	TDFPT-192-252MB	TDFPT-192-252BG	TDFPT-192-252MW
224mm c/c (284mm)	TDFPT-224-284CP	TDFPT-224-284BN	TDFPT-224-284MB	TDFPT-224-284BG	TDFPT-224-284MW
256mm c/c (316mm)	TDFPT-256-316CP	TDFPT-256-316BN	TDFPT-256-316MB	TDFPT-256-316BG	TDFPT-256-316MW
288mm c/c (348mm)	TDFPT-288-348CP	TDFPT-288-348BN	TDFPT-288-348MB	TDFPT-288-348BG	TDFPT-288-348MW
320mm c/c (380mm)	TDFPT-320-380CP	TDFPT-320-380BN	TDFPT-320-380MB	TDFPT-320-380BG	TDFPT-320-380MW

Dimensions



(a) Centres (c/c)	(b) Length	(c) Projection	(d) Diameter
96mm	156mm	30mm	12mm
128mm	186mm	30mm	12mm
160mm	220mm	30mm	12mm
192mm	252mm	30mm	12mm
224mm	284mm	30mm	12mm
256mm	316mm	30mm	12mm
288mm	348mm	30mm	12mm
320mm	380mm	30mm	12mm

Polished Chrome
TDFPT-320-380CP

Matt Black
TDFPT-288-348MB

Brushed Nickel
TDFPT-256-316BN

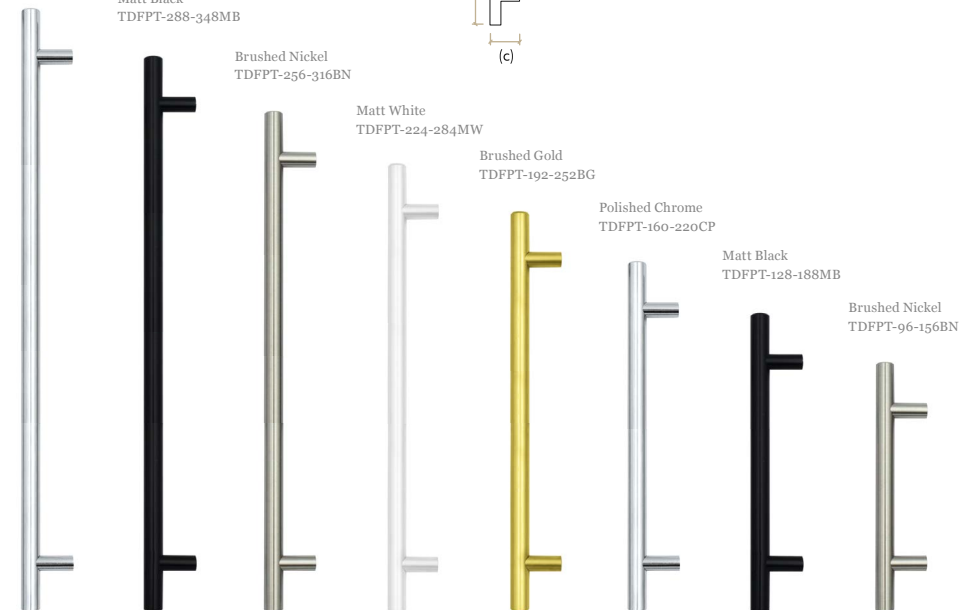
Matt White
TDFPT-224-284MW

Brushed Gold
TDFPT-192-252BG

Polished Chrome
TDFPT-160-220CP

Matt Black
TDFPT-128-188MB

Brushed Nickel
TDFPT-96-156BN



The ZOO Hardware cabinet furniture collection consists of a wide variety of cabinet handles, cabinet knobs, hinges and magnetic catches from our popular Top Drawer Fittings and Fulton & Bray ranges. All of our products have been carefully designed with a high-level of technical detail and manufacturing and are available in a wide range of modern and traditional finishes to complement any interior.



TOP DRAWER
FITTINGS



FULTON & BRAY
FINEST BRASSWARE

TOP DRAWER FITTINGS

SQUARE BLOCK CABINET HANDLE

Cabinet handles in seven different sizes, ranging from 96mm (c/c) to 448mm (c/c), made from a zinc base material and available in 5 modern finishes.

Product codes

Matt White Available Early 2023

Size/Finish	Polished Chrome	Brushed Nickel	Matt Black	Brushed Gold	Matt White
96mm c/c	TDFPS-96-CP	TDFPS-96-BN	TDFPS-96-MB	TDFPS-96-BG	TDFPS-96-MW
128mm c/c	TDFPS-128-CP	TDFPS-128-BN	TDFPS-128-MB	TDFPS-128-BG	TDFPS-128-MW
160mm c/c	TDFPS-160-CP	TDFPS-160-BN	TDFPS-160-MB	TDFPS-160-BG	TDFPS-160-MW
192mm c/c	TDFPS-192-CP	TDFPS-192-BN	TDFPS-192-MB	TDFPS-192-BG	TDFPS-192-MW
224mm c/c	TDFPS-224-CP	TDFPS-224-BN	TDFPS-224-MB	TDFPS-224-BG	TDFPS-224-MW
320mm c/c	TDFPS-320-CP	TDFPS-320-BN	TDFPS-320-MB	TDFPS-320-BG	TDFPS-320-MW
448mm c/c	TDFPS-448-CP	TDFPS-448-BN	TDFPS-448-MB	TDFPS-448-BG	TDFPS-448-MW

Dimensions

Polished Chrome
TDFPS-448-CP



Matt Black
TDFPS-320-MB



Brushed Gold
TDFPS-224-BG



Matt White
TDFPS-192-MW



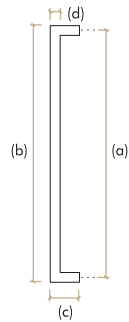
Brushed Nickel
TDFPS-160-BN




Polished Chrome
TDFPS-128-CP



Matt Black
TDFPS-96-MB



(a) Centres (c/c)	(b) Length	(c) Projection	(d) Diameter
96mm	104mm	26mm	9mm
128mm	136mm	26mm	9mm
160mm	168mm	26mm	9mm
192mm	200mm	26mm	9mm
224mm	232mm	26mm </td <td>9mm</td>	9mm
320mm	328mm	26mm	9mm
448mm	456mm	26mm	9mm





TOP DRAWER FITTINGS

ROUND CABINET KNOB

24 mm diameter cabinet knobs made from a zinc base material and available in a choice of five finishes.



Polished Gold
TDFK24-PG



Matt Black
TDFK24-MB



Matt White
TDFK24-MW



Polished Chrome
TDFK24-CP



Brushed Nickel
TDFK24-BN

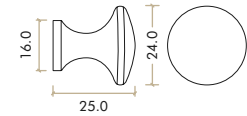


Brushed Gold
TDFK24-BG

Product codes

Polished Chrome	TDFK24-CP
Brushed Nickel	TDFK24-BN
Matt Black	TDFK24-MB
Polished Gold	TDFK24-PG
Brushed Gold	TDFK24-BG
Matt White	TDFK24-MW

Dimensions



TOP DRAWER FITTINGS

ROUND CABINET KNOB

37 mm diameter decorative cabinet knobs made from a zinc base material and available in a choice of five finishes.



Brushed Gold
TDFK37-BG



Polished Chrome
TDFK37-CP



Brushed Nickel
TDFK37-BN



Matt White
TDFK37-MW



Polished Gold
TDFK37-PG

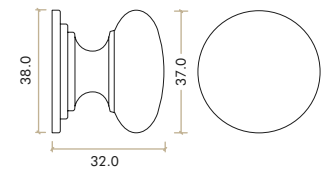


Matt Black
TDFK37-MB

Product codes

Polished Chrome	TDFK37-CP
Brushed Nickel	TDFK37-BN
Matt Black	TDFK37-MB
Polished Gold	TDFK37-PG
Brushed Gold	TDFK37-BG
Matt White	TDFK37-MW

Dimensions



FULTON & BRAY

VICTORIAN CABINET KNOB

A range of Victorian cabinet knobs made from solid brass, styled in four sizes each one available in six different finishes.



Florentine Bronze
FCH01AFB
(25mm)



Polished Chrome
FCH01BCP
(32mm)



Satin Chrome
FCH01CSC
(38mm)



Polished Nickel
FCH01DPN
(45mm)



Satin Nickel
FCH01ASN
(25mm)



Polished Brass
FCH01B
(32mm)



Florentine Bronze
FCH01CFB
(38mm)



Polished Chrome
FCH01DCP
(45mm)



Satin Chrome
FCH01ASC
(25mm)



Polished Nickel
FCH01BPN
(32mm)



Satin Nickel
FCH01CSN
(38mm)

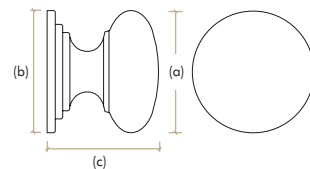


Polished Brass
FCH01D
(45mm)

Product codes

Finish/Size	25mm	32mm	38mm	45mm
Polished Brass	FCH01A	FCH01B	FCH01C	FCH01D
Polished Chrome	FCH01ACP	FCH01BCP	FCH01CCP	FCH01DCP
Satin Chrome	FCH01ASC	FCH01BSC	FCH01CSC	FCH01DSC
Polished Nickel	FCH01APN	FCH01BPN	FCH01CPN	FCH01DPN
Satin Nickel	FCH01ASN	FCH01BSN	FCH01CSN	FCH01DSN
Florentine Bronze	FCH01AFB	FCH01BFB	FCH01CFB	FCH01DFB

Dimensions



(a) Knob dia.	25mm	32mm	38mm	45mm
(b) Base dia.	25mm	32mm	38mm	45mm
(c) Projection	21mm	27mm	32mm	37mm





FULTON & BRAY

GLASS BALL CABINET KNOB

Two different size glass ball knobs, available in six colour variants and built on a polished chrome brass cast base.



Clear Glass
FCH02ACP
(25mm)



Blue Glass
FCH02ACPB
(25mm)



Green Glass
FCH02ACPG
(25mm)



Pink Glass
FCH02BCPP
(32mm)



Black Glass
FCH02BCPBL
(32mm)

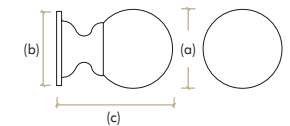


White Glass
FCH02BCPWH
(32mm)

Product codes

Finish/Size	25mm	32mm
Clear Glass	FCH02ACP	FCH02BCP
Blue Glass	FCH02ACPB	FCH02BCPB
Green Glass	FCH02ACPG	FCH02BCPG
Pink Glass	FCH02ACPP	FCH02BCPP
Black Glass	FCH02ACPBL	FCH02BCPBL
White Glass	FCH02ACPWH	FCH02BCPWH

Dimensions



(a) Knob dia.	25mm	32mm
(b) Base dia.	20mm	26mm
(c) Projection	36mm	42mm

FULTON & BRAY

FACETTED GLASS BALL CABINET KNOB

Two different size faceted glass ball knobs, available in a selection of colour variants and built on a polished chrome brass cast base.



Blue Glass
FCH03ACPB
(25mm)



Green Glass
FCH03ACPG
(25mm)



Clear Glass
FCH03ACP
(25mm)



Black Glass
FCH03BCPBL
(32mm)



White Glass
FCH03BCP
(32mm)

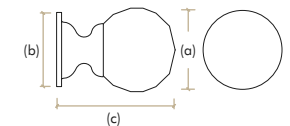


Pink Glass
FCH03BCPP
(32mm)

Product codes

Finish/Size	25mm	32mm
Clear Glass	FCH03ACP	FCH03BCP
Blue Glass	FCH03ACPB	FCH03BCPB
Green Glass	FCH03ACPG	FCH03BCPG
Black Glass	FCH03ACPBL	FCH03BCPBL
Pink Glass	N/A	FCH03BCPP

Dimensions



(a) Knob dia.	25mm	32mm
(b) Base dia.	20mm	26mm
(c) Projection	34mm	42mm

FULTON & BRAY

FROSTED GLASS CABINET KNOB

Two different size frosted glass ball knobs built on a polished chrome brass cast base.



FCH04ACP
(25mm)

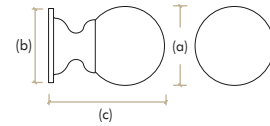


FCH04BCP
(30mm)

Product codes

Finish/Size	25mm	30mm
Frosted Glass	FCH04ACP	FCH04BCP

Dimensions



(a) Knob dia.	25mm	30mm
(b) Base dia.	20mm	26mm
(c) Projection	36mm	43mm

FULTON & BRAY

OVAL CABINET KNOB

Two different size glass ball knobs, available in six colour variants and built on a polished chrome brass cast base.



Polished Chrome
FCH05ACP
(32mm)



PVD Nickel
FCH05APVDN
(32mm)



Satin Chrome
FCH05ASC
(32mm)



PVD Nickel
FCH05CPVDN
(38mm)



Satin Chrome
FCH05CSC
(38mm)

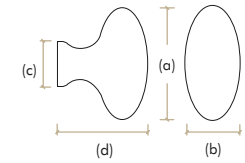


Polished Chrome
FCH05CCP
(38mm)

Product codes

Finish/Size	32mm	38mm
Polished Chrome	FCH05ACP	FCH05CCP
Satin Chrome	FCH05ASN	FCH05CSC
PVD Nickel	FCH05APVDN	FCH05CPVDN

Dimensions



(a) Knob length	32mm	38mm
(b) Knob width	20mm	22mm
(c) Base dia.	12mm	20mm
(d) Projection	26mm	40mm

FULTON & BRAY

QUEEN ANNE RINGED CABINET KNOB

Three different size Queen Anne ringed cabinet knobs made from cast brass and available in six stunning finishes.



Polished Chrome
FCH08ACP
(25mm)



Polished Brass
FCH08B
(32mm)



Satin Chrome
FCH08CSC
(38mm)



Satin Nickel
FCH08ASN
(25mm)



Polished Nickel
FCH08BPN
(32mm)

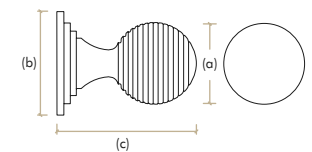


Florentine Bronze
FCH08CFB
(38mm)

Product codes

Finish/Size	25mm rose	32mm rose	38mm rose
Polished Brass	FCH08A	FCH08B	FCH08C
Polished Chrome	FCH08ACP	FCH08BCP	FCH08CCP
Satin Chrome	FCH08ASC	FCH08BSC	FCH08CSC
Polished Nickel	FCH08APN	FCH08BPN	FCH08CPN
Satin Nickel	FCH08ASN	FCH08BSN	FCH08CSN
Florentine Bronze	FCH08AFB	FCH08BFB	FCH08CFB

Dimensions



(a) Knob dia.	18mm	25mm	30mm
(b) Base dia.	25mm	32mm	38mm
(c) Projection	31mm	40mm	47mm



TOP DRAWER FITTINGS CABINET HINGES

Solid drawn brass butt hinges, available in four different sizes and in six modern colour variants. Includes fixings.



Satin Chrome
TDF100SC
(38 x 22 x 1.3 mm)



Polished Chrome
TDF105CP
(50 x 28 x 1.5 mm)



Polished Nickel
TDF110PN
(64 x 35 x 2 mm)



Satin Brass
TDF115SB
(75 x 41 x 2 mm)



Polished Brass
TDF100PB
(38 x 22 x 1.3 mm)



Florentine Bronze
TDF105FB
(50 x 28 x 1.5 mm)



Satin Chrome
TDF110SC
(64 x 35 x 2 mm)

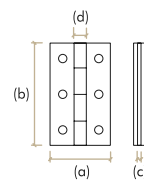


Polished Chrome
TDF115CP
(75 x 41 x 2 mm)

Product codes

Finish/Size	38mm	50mm	64mm	75mm
Polished Brass	TDF100PB	TDF105PB	TDF110PB	TDF115PB
Polished Chrome	TDF100CP	TDF105CP	TDF110CP	TDF115CP
Satin Chrome	TDF100SC	TDF105SC	TDF110SC	TDF115SC
Polished Nickel	TDF100PN	TDF105PN	TDF110PN	TDF115PN
Satin Brass	TDF100SB	TDF105SB	TDF110SB	TDF115SB
Florentine Bronze	TDF100FB	TDF105FB	TDF110FB	TDF115FB

Dimensions



(a) Width	22mm	28mm	35mm	41mm
(b) Height	38mm	50mm	64mm	75mm
(c) Thickness	1.3mm	1.5mm	2mm	2mm
(c) Knuckle	1.3mm	1.5mm	2mm	2mm

TOP DRAWER FITTINGS MAGNETIC CATCH

Magnetic catches suitable for cabinet furniture with a holding force of up to 6kg. Available in four different finishes.



Bronze
TDFMC1BZ



Electro Brass
TDFMC1EB



Polished Chrome
TDFMC1CP



Satin Chrome
TDFMC1SC

Product codes

Polished Chrome	TDFMC1CP
Satin Chrome	TDFMC1SC
Electro Brass	TDFMC1EB
Bronze	TDFMC1BZ

Dimensions

